


# 6. DUAL CODE

## HOW TO DO IT


Look at your class materials and find visuals. Look over the visuals and compare to the words.



# 6. DUAL CODE

## HOW TO DO IT


Look at visuals, and explain in your own words what they mean.



# 6. DUAL CODE

## HOW TO DO IT

Take information that you are trying to learn, and draw visuals to go along with it.



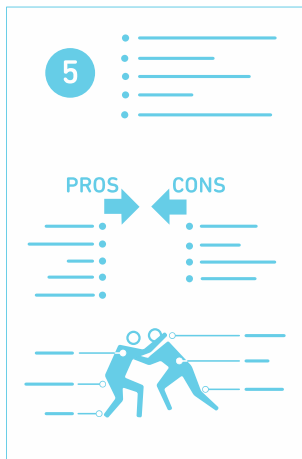
# 6. DUAL CODE

HOLD ON!

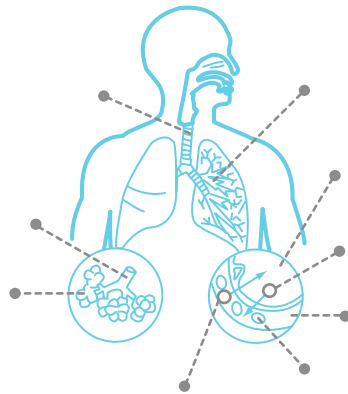
Try to come up with different ways to represent the information visually, for example an infographic, a timeline, a cartoon strip, or a diagram of parts that work together.



INFOGRAPHIC



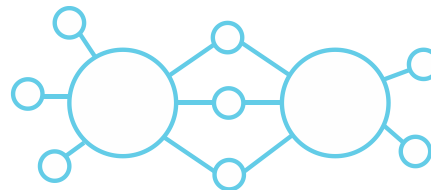
DIAGRAM



CARTOON STRIP



GRAPHIC ORGANIZER



TIMELINE



# 6. DUAL CODE

HOLD ON!

Work your way up to drawing what you know from memory.

